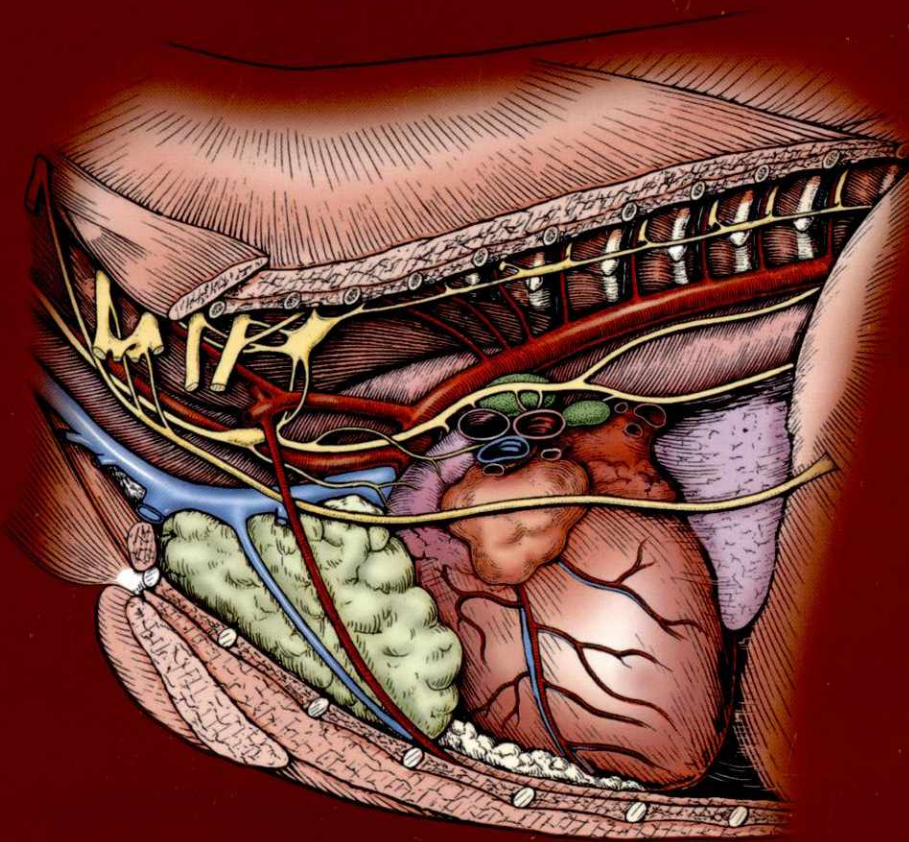
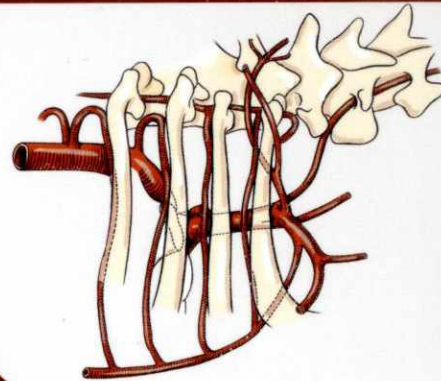
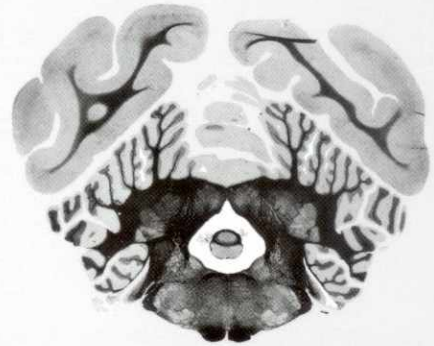
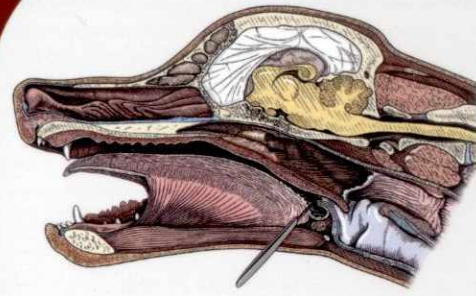


Evans • de Lahunta

Guide to the **Dissection** of the **Dog**

eighth edition



ELSEVIER



Contents

1 ANATOMICAL TERMINOLOGY, 1

Medical Etymology and Anatomical Nomenclature, 2
Directional Terms, 2
Dissection, 4

2 THE SKELETAL AND MUSCULAR SYSTEMS, 6

Bones of the Thoracic Limb, 7
Muscles of the Thoracic Limb, 16
Joints of the Thoracic Limb, 40
Bones of the Pelvic Limb, 42
Muscles of the Pelvic Limb, 51
Joints of the Pelvic Limb, 72
Bones of the Vertebral Column and Thorax, 77
Muscles of the Trunk and Neck, 84
Joints of the Axial Skeleton, 94

3 THE NECK, THORAX, AND THORACIC LIMB, 96

Vessels and Nerves of the Neck, 97
Thorax, 98
Introduction to the Autonomic Nervous System, 115
Heart and Pericardium, 120
Vessels and Nerves of the Thoracic Limb, 125

4 THE ABDOMEN, PELVIS, AND PELVIC LIMB, 148

Vessels and Nerves of the Ventral and Lateral Parts of the Abdominal Wall, 149
Abdominal Viscera, 156
Pelvic Viscera, Vessels, and Nerves, 182
Vessels and Nerves of the Pelvic Limb, 197

5 THE HEAD, 218

The Skull, 219
Structures of the Head, 236

6 THE NERVOUS SYSTEM, 277

Meninges, 278
Arteries, 279
Veins, 280
Brain, 282
Spinal Cord, 307

Bibliography, 314

Index, 315